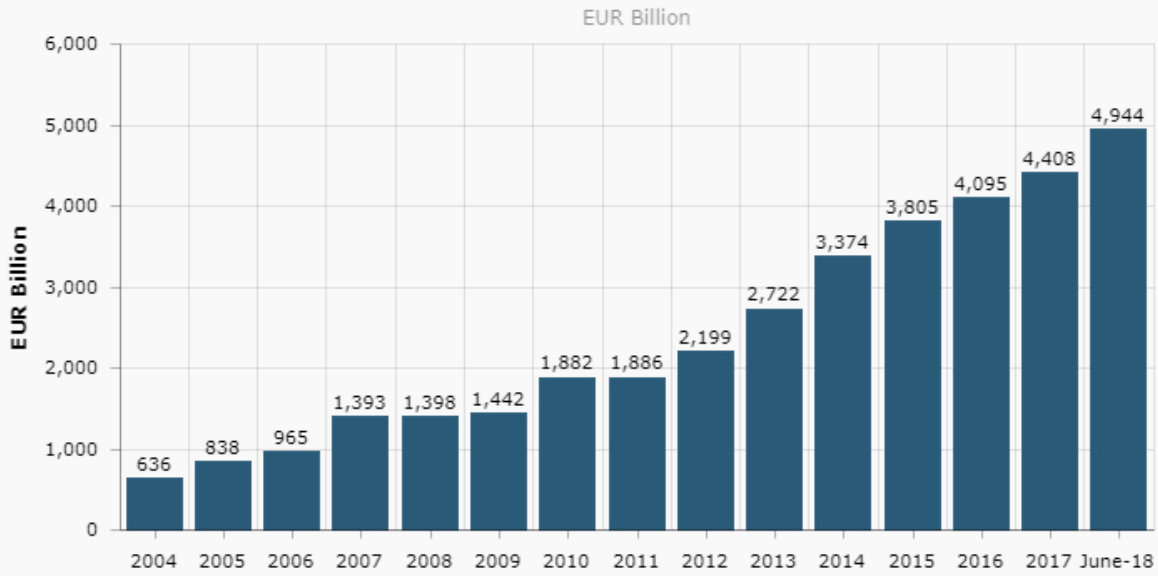
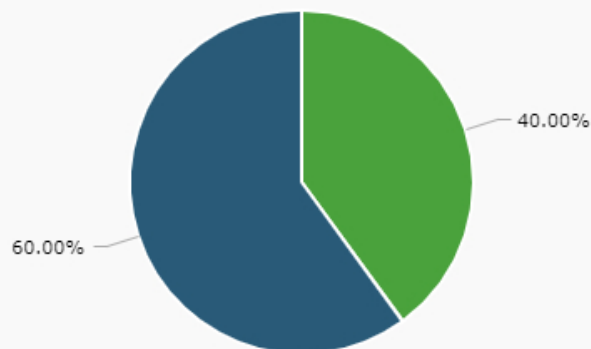


Total Assets Under Administration in Ireland



Total Assets

Irish Administered Alternative Funds

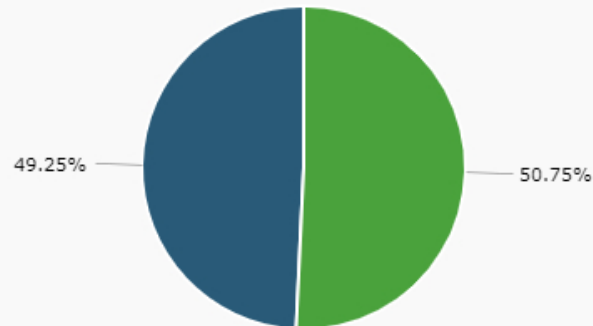


Ireland 40

The Rest of the World 60

Total Number of Funds Administered in Ireland

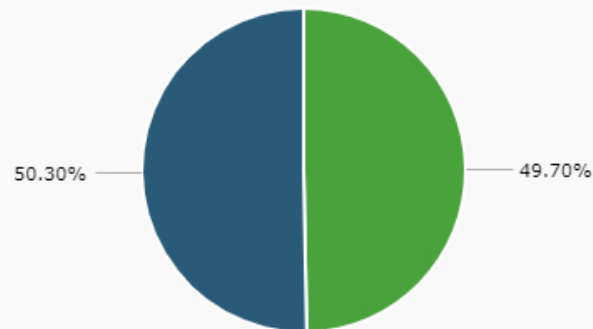
Domiciled vs Non Domiciled



● Non Domiciled 7,229 ● Domiciled 7,016

Total Assets Under Administration in Ireland

Including Sub Funds



● Non Domiciled EUR Billion 2,457,283 ● Domiciled EUR Billion 2,487,332.16

Total Number of Irish Domiciled Funds

Domiciled vs Non Domiciled

—●— No. of Funds

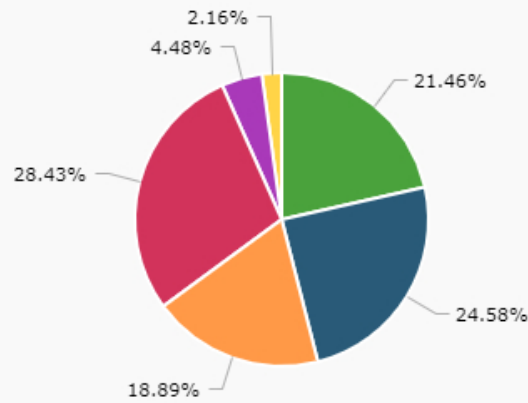
Total Assets of Irish Domiciled Funds

Euro Billion

■ Net Asset Values

Irish Domiciled Funds

Breakdown by Type, in Percentage




● Bond	541,581.04	● Alternatives	620,392.65	● MMF	476,710.75	● Equity	717,707.99
● Balanced	113,109.94	● Fund of Funds	0	● Other	54,552.46	● Not Yet Classified	0

Irish Domiciled Funds

Breakdown in assets between UCITS & AIFs


Total Assets of Irish Domiciled UCITS Funds

Euro Billion

 Total Assets

Total Assets of Irish Domiciled AIFs Funds

Including Sub-Funds

 Total Assets

Total Number of Irish Domiciled UCITS Funds

Including Sub-Funds

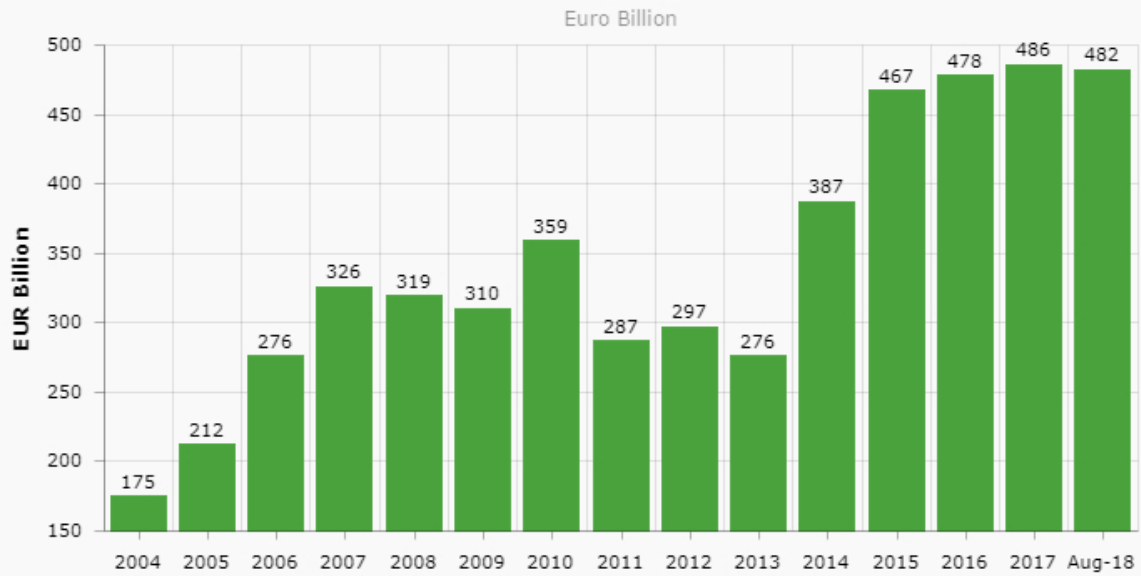
—●— No. of Funds

Total Number of Irish Domiciled AIFs Funds

Including Sub-Funds

—●— No. of Funds

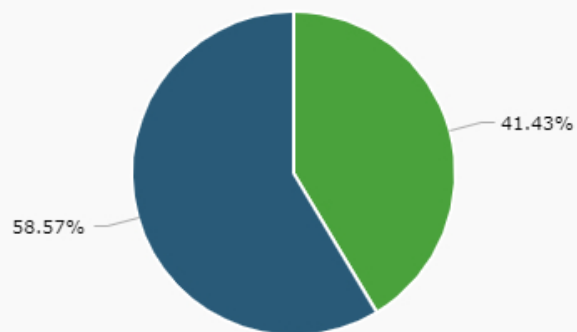
Total Assets of Irish Domiciled Money Market Funds



Total Assets

Ireland as a Domicile for European ETFs

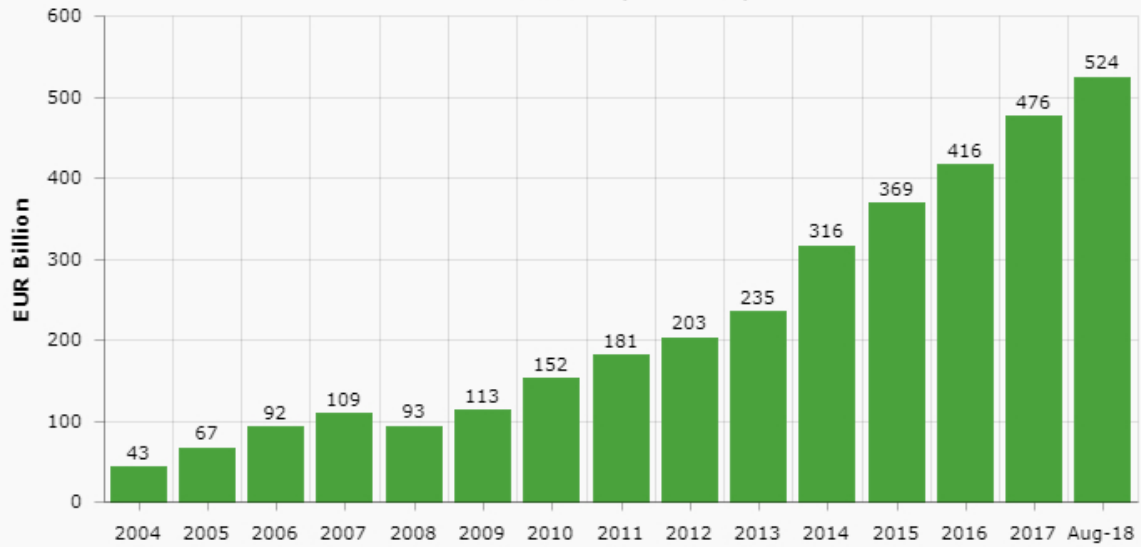
Total Assets of European ETFs



Rest of Europe 271,700.588451
Ireland 384,146.36237376

Total Assets of Irish QIAIFs

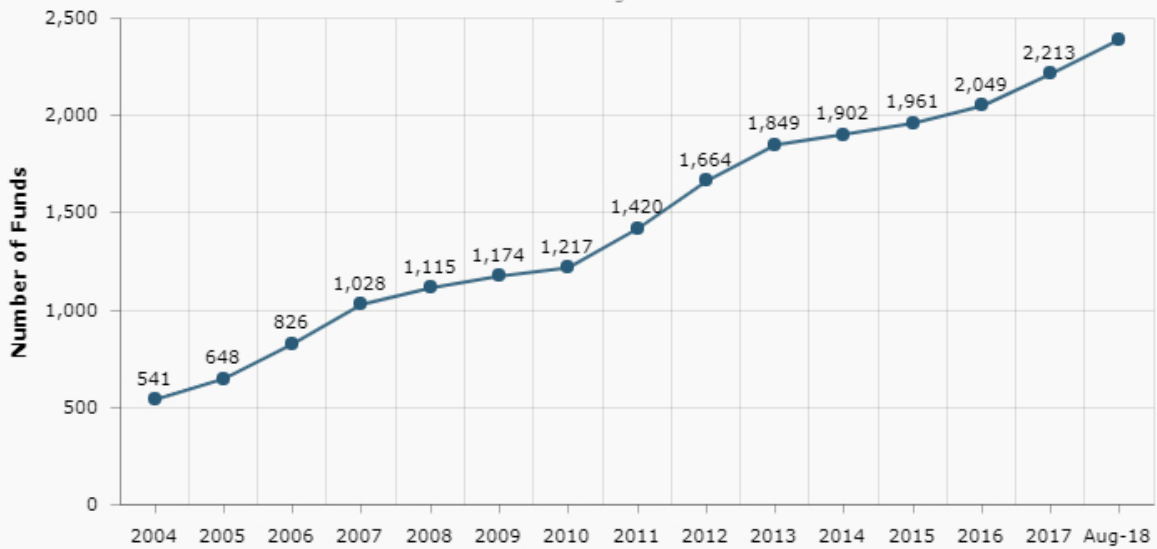
Total Assets (Euro Billion)



Total Assets

Total Number of Irish Domiciled QIAIFs Funds

Including Sub-Funds



No. of Funds